

JAN 2018



PRECISE UNIVERSAL JOINTS



Providing you with the most complete driveline coverage in the ATV & UTV Aftermarket.

MotorMasterPowersports.com



Providing the most complete driveline coverage in the ATV & UTV aftermarket

UNIVERSAL JOINTS

Motor Master Powersports provides the most extensive U-Joint coverage in the ATV and UTV market! With almost 30 different U-Joint kits available it's very likely we have the U-Joint you need for your Artic Cat, Can-Am Bombardier, Honda, Japanese Mini trucks, Kawasaki, Kubota, Polaris, Suzuki, Yamaha and More...



C.V. BOOT KITS

Protect Your Investment with DURA-BOOT!

Motor Master Powersports boot kits only use Dura-Boots, the CV boot that's made in the USA. Dura-boots are made with material specially formulated to withstand the most severe trail and temperature conditions. Dura-boots are super-durable, super long lasting and offer the best protection in the industry!



C.V. JOINT KITS

Motor Master Powersports has a huge selection of replacement outboard and inboard CV joints. Don't feel you need to spend extra money on a half shaft or complete axle assembly? Replacing the CV joint could be the best option to quickly get you back on the trail. Our CV joints are designed to fit your OEM. axle bars and meet or exceed OEM quality.



C.V. REBUILD KITS

Motor Master Powersports Rebuild Kits give you the capability to repair OEM CV joints. Have a hard to find application? Rebuilding CV joints is a great option, designed to allow you to retain the original outboard or inboard housings and rebuild the inner components, you'll save time and money and get back on the trail!



C.V. HALF-SHAFTS

Motor Master Powersports Half-Shafts meet or exceed OEM quality using fully assembled outboard CV joints installed on high strength axle bars with the MMPS Dura-Boot for maximum protection against all conditions! The most common axle failure is a bar breaking or outboard (wheel) joint failure so it only makes sense to reuse the good parts that you can from your original axles... Half-Shafts require you to remove the undamaged inboard CV joint from your OEM axle and install it on the MMPS half shaft, with the new boot and grease that is included. This will insure you will spend more time on the trail and not the trailer...



COMPLETE C.V. AXLES

Motor Master Powersports Complete Axle Assemblies are built to meet or exceed OEM quality. We use fully assembled outboard and inboard joints installed on a high strength axle bar using the MMPS Dura-Boot for maximum protection against all conditions! Don't mess with the rest... With our accurate cataloging and technical experts always on hand to answer your questions or concerns you can buy with confidence, knowing that you're going to get the axle you need to get you on the trail in a hurry. MMPS carries a huge inventory of all the components required to build all the axle shafts we offer to assure that when you need it... We will have it!!



MINOTAUR SUPER DUTY AXLES

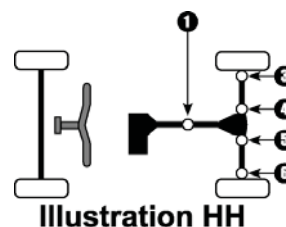
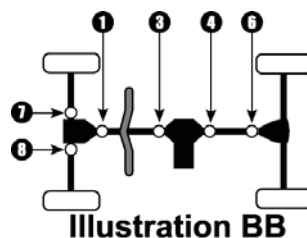
OEM axles were not designed to continually operate at the severe angles created by suspension lifts. Throw in the strain of turning big wheels with big power and it's a recipe for axle breaking disasters. Minotaur Axles handle these conditions with ease, and can accommodate a variety of lifts from 2"-10" and up to 40 degree angles.



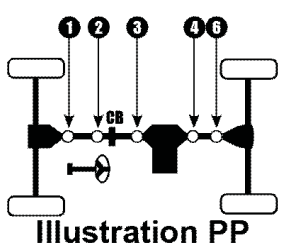
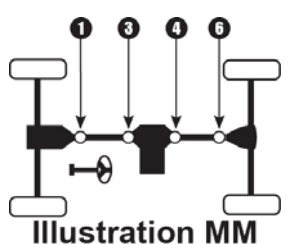
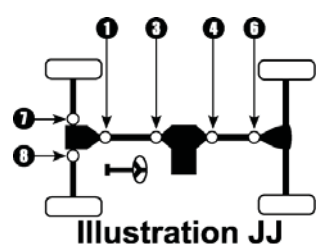
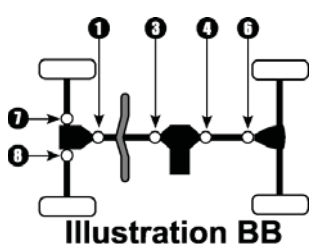
Master The Market - Contact Us Today

www.MotorMasterPowersports.com - Phone: 815-967-1444

Year/ Model	Make	Ill.	Location	Standard U-Joint
ARCTIC CAT				
250				
2008-06	2X4.....	HH	1	ATV602
2005-01	4X4.....	BB	1	ATV600
300				
2005-98	4X4.....	BB	1	ATV600
375				
2002	4X4.....	BB	1	ATV601
400				
2008-07	4X4.....	BB	1	ATV601
2006-05	4X4- Exc. Value Package.....	BB	1	ATV601
	4X4- Value Package.....	BB	1,3	ATV601
2004-03	4X4.....	BB	1	ATV601
2002-98	4X4.....	BB	1	ATV600
454				
1998-96	4X4.....	BB	1	ATV600
500				
2008-03	4X4.....	BB	1	ATV601
2002-98	4X4.....	BB	1	ATV600
650				
2008-07	4X4 - Secondary Drive Shaft.....	BB	4	ATV601
2006-05	4X4 H1 - Secondary Drive Shaft.....	BB	4	ATV601
	4X4 V2 - Front Drive Shaft.....	BB	1,3	ATV601
	4X4 V2 - Rear Drive Shaft.....	BB	4,6	ATV603
2004	4X4 - Front Drive Shaft.....	BB	1,3	ATV601
	4X4 - Rear Drive Shaft.....	BB	4,6	ATV603

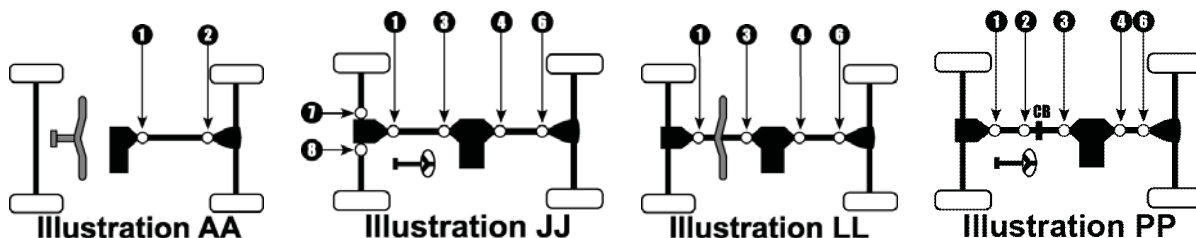


Year/ Model	Make	III.	Location	Standard U-Joint
ARCTIC CAT (cont.)				
650 PROWLER XT				
2008-07	4X4 - Rear Drive Shaft.	MM	6	ATV603
	4X4 - Secondary Drive Shaft.	MM	4	ATV603
2006	4X4 - Front Drive Shaft.	MM	1	ATV601
	4X4 - Rear Drive Shaft.	MM	6	ATV603
	4X4 - Secondary Drive Shaft.	MM	3	ATV601
			4	ATV603
700				
2008-07	4X4 - Front Drive Shaft.	BB	1,3	ATV601
CAN-AM (Bombardier)				
COMMANDER 800				
2016	4WD - Exc. MAX - Front Prop Shaft.	JJ	1,3	ATV801
	4WD - Exc. MAX - Rear Prop Shaft.	JJ	4,6	ATV802
	4WD - MAX (4 Seater) - Front Prop Shaft.	PP	1,2,3	ATV801
	4WD - MAX (4 Seater) - Rear Prop Shaft.	PP	4,6	ATV802
2015-13	4WD - Front Prop Shaft.	JJ	1,3	ATV801
	4WD - Rear Prop Shaft.	JJ	4,6	ATV802
2012-11	4WD - Front Prop Shaft.	JJ	1,3	ATV505
	4WD - Rear Prop Shaft.	JJ	4,6	ATV800
COMMANDER 1000				
2016-14	4WD - Exc. MAX - Front Prop Shaft.	JJ	1,3	ATV801
	4WD - Exc. MAX - Rear Prop Shaft.	JJ	4,6	ATV802
	4WD - MAX (4 Seater) - Front Prop Shaft.	PP	1,2,3	ATV801
	4WD - MAX (4 Seater) - Rear Prop Shaft.	PP	4,6	ATV802
2013	4WD - Front Prop Shaft.	JJ	1,3	ATV801
	4WD - Rear Prop Shaft.	JJ	4,6	ATV802
2012-11	4WD - Front Prop Shaft.	JJ	1,3	ATV505
	4WD - Rear Prop Shaft.	JJ	4,6	ATV800



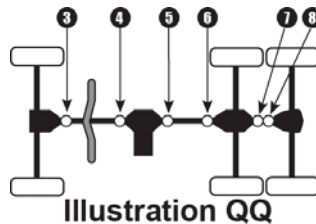
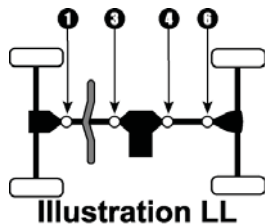
Year/ Model	Make	Ill.	Location	Standard U-Joint
CAN-AM (Bombardier) (cont.)				
COMMANDER (Electric 9Kw)				
2014	4WD (Front Shaft)	JJ	1,3	ATV801
	4WD (Rear Shaft)	JJ	4,6	ATV802
2013	4WD (Front Shaft)	JJ	1,3	ATV801
	4WD (Rear Shaft)	JJ	4,6	ATV800
MAVERICK 1000				
2016-14	4WD - Exc. MAX - Front Prop Shaft.	JJ	1,3	ATV801
	4WD - Exc. MAX - Rear Prop Shaft.	JJ	4,6	ATV802
	4WD - MAX (4 Seater) - Front Prop Shaft.	PP	1,2,3	ATV801
	4WD - MAX (4 Seater) - Rear Prop Shaft.	PP	4,6	ATV802
2013	4WD (Front Shaft)	JJ	1,3	ATV801
	4WD (Rear Shaft)	JJ	4,6	ATV802
OUTLANDER 330				
2005-04	2WD	AA	1,2	ATV505
	4WD	LL	4,6	ATV505
OUTLANDER 400				
2015-13	4WD	LL	4,6	ATV801
2012-06	4WD	LL	4,6	ATV505
2005-03	2WD	AA	1,2	ATV505
	4WD	LL	4,6	ATV505
OUTLANDER L 450				
2016-15	4WD - Front Prop Shaft.	LL	1,3	N/A ⁽¹⁾
	4WD - Rear Prop Shaft.	LL	4,6	ATV802
OUTLANDER 500				
2015-13	4WD	LL	4,6	ATV802
2012-07	4WD - Front Prop Shaft.	LL	3	ATV505
	4WD - Rear Prop Shaft.	LL	4,6	ATV800

⁽¹⁾ Limited information - Call sales at 815-967-1444 for availability



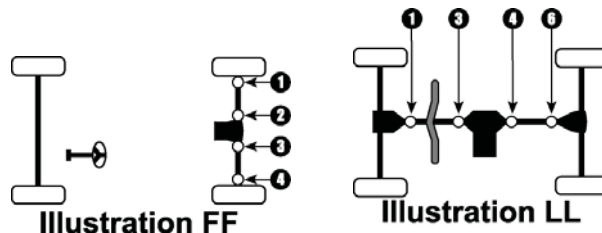
Year/ Model	Make	Ill.	Location	Standard U-Joint
CAN-AM (Bombardier) (cont.)				
OUTLANDER L 500				
2015	4WD - Front Prop Shaft.	LL	1,3	N/A ⁽¹⁾
	4WD - Rear Prop Shaft.	LL	4,6	ATV802
OUTLANDER 650				
2015-13	4WD.	LL	4,6	ATV802
2012-06	4WD (Front Shaft).	LL	3	ATV505
	4WD (Rear Shaft).	LL	4,6	ATV800
OUTLANDER 800				
2015	4WD - Exc. XMR.	LL	4,6	ATV802
	4WD - XMR.	LL	4,6	N/A ⁽¹⁾
2014-13	4WD.	LL	4,6	ATV802
2012-06	4WD (Front Shaft).	LL	3	ATV505
	4WD (Rear Shaft).	LL	4,6	ATV800
OUTLANDER 1000				
2015	4WD - Exc. XMR.	LL	4,6	ATV802
	4WD - XMR.	LL	4,6	N/A ⁽¹⁾
	6X6 - (Middle Axles).	QQ	5,6	ATV802
	6X6 - (Rear Axles).	QQ	7,8	ATV802
2014	4WD.	LL	4,6	ATV802
	6X6 - (Middle Axles).	QQ	5,6	ATV802
	6X6 - (Rear Axles).	QQ	7,8	ATV802
2013	4WD.	LL	4,6	ATV802
2012	4WD.	LL	4,6	ATV800
QUEST 500				
2004	4WD.	LL	1,3 4	N/R ATV505
2003-02	4WD.	LL	1,3,4	ATV505

⁽¹⁾ Limited information - Call sales at 815-967-1444 for availability



Year/ Model	Make	Ill.	Location	Standard U-Joint
CAN-AM (Bombardier) (cont.)				
QUEST 650				
2004	4WD.....	LL	1,3 4	N/R ATV800
2003-02	4WD.....	LL	1,3 4	ATV505 ATV800
RENEGADE 500				
2015-13	4WD.....	LL	4,6	ATV802
2012-08	4WD (Front Shaft).....	LL	3	ATV505
	4WD (Rear Shaft).....	LL	4,6	ATV800
RENEGADE 800				
2015-13	4WD.....	LL	4,6	ATV802
2012	4WD.....	LL	4,6	ATV800
2011-08	4WD (Front Shaft).....	LL	3	ATV505
	4WD (Rear Shaft).....	LL	4,6	ATV800
RENEGADE 1000				
2015-13	4WD.....	LL	4,6	ATV802
2012	4WD.....	LL	4,6	ATV800
TRAXTER				
2004-99	4WD.....	LL	1,3,4	ATV505
HONDA				
Most Honda's use a coupler system with staked in u-joints that are N/A				
ODYSSEY (FL350)				
1985	Rear Axle Shafts.....	FF	1,2,3,4	ATV300 ⁽⁶⁾

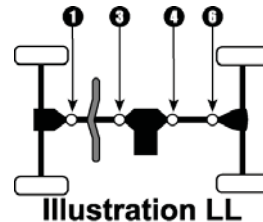
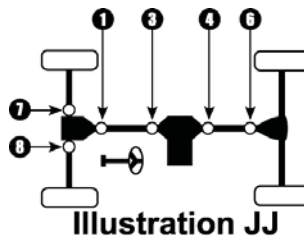
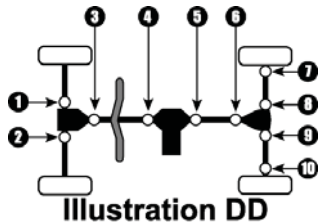
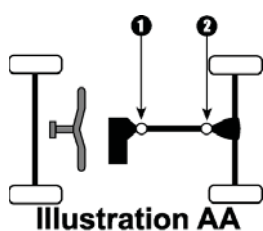
⁽⁶⁾ U-Joint is not OEM and has been engineered not to break.



Year/ Model	Make	Ill.	Location	Standard U-Joint
JAPANESE MINI TRUCK				
MITSUBISHI MINI CAB				
1998-91	4WD - Front Prop Shaft.	JJ	1,3	ATV901
	4WD - Rear Prop Shaft.	JJ	4,6	ATV901
JOHN DEERE				
GATOR HPX				
2007-05	4X4- Front Axles.	JJ	7,8	ATV500
KAWASAKI				
BAYOU 220				
2002-88	2WD- Prop Shaft- Front Joint is CV W/Boot.	AA	1	N/A ⁽¹⁾
BAYOU 250				
2011-03	2WD- Prop Shaft- Front Joint is CV W/Boot.	AA	1	N/A ⁽¹⁾
BAYOU 300				
2004-89	2WD- Prop Shaft- Front Joint is CV W/Boot.	AA	1	N/A ⁽¹⁾
	4WD- Front Prop Shaft.	LL	1,3	ATV700
	4WD- Rear Prop Shaft- Front Joint is CV W/Boot.	LL	4	CVJ799 ⁽⁹⁾
1988-86	2WD- Prop Shaft- Front Joint is CV W/Boot.	AA	1	N/A ⁽¹⁾
BAYOU 400				
1999-93	4WD- Front Prop Shaft.	LL	1,3	ATV701
	4WD- Rear Prop Shaft- Front Joint is CV W/Boot.	LL	4	N/A ⁽¹⁾
BRUTE FORCE 300				
2013-12	2WD.	AA	2	N/A ⁽¹⁾
BRUTE FORCE 650				
2013-05	4WD.	LL	4	ATV703
BRUTE FORCE 650i				
2013-06	4WD.	DD	5,6	ATV703

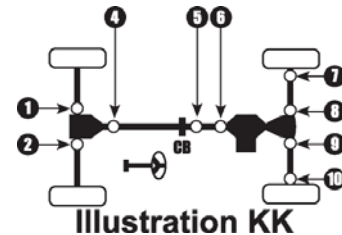
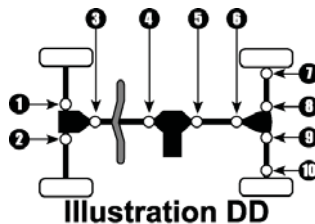
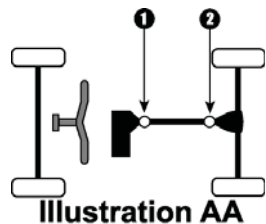
⁽¹⁾ Limited information - Call sales at 815-967-1444 for availability

⁽⁹⁾ This is a CV Joint with Boot & Grease

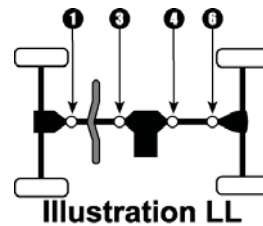
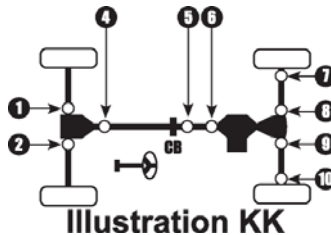
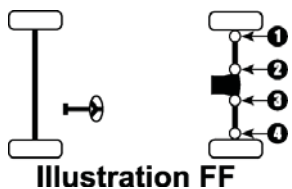
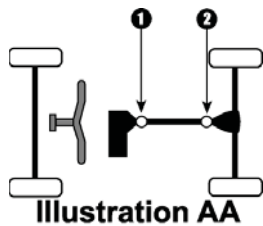


Year/ Model	Make	Ill.	Location	Standard U-Joint
KAWASAKI (cont.)				
BRUTE FORCE 750i				
2016-12	4WD.....	DD	5,6	N/A ⁽¹⁾
2011-05	4WD.....	DD	5,6	ATV703
KFX 700				
2009-04	2WD.....	AA	2	ATV703
MULE 610				
2012-05	4WD- 400cc- Front Prop Shaft.....	DD	3,4	ATV702
	4WD- 400cc- Rear Prop Shaft.....	DD	5,6	ATV702
MULE 1000				
1988	2WD- 450cc.....	KK	7,10	ATV702
MULE 2010				
1990	4WD- 540cc- Front Axles.....	DD	1,2	N/A ⁽¹⁾
	4WD- 540cc- Front Prop Shaft.....	DD	3,4	N/A ⁽¹⁾
	4WD- 540cc- Rear Axles.....	DD	7,8,9,10	N/A ⁽¹⁾
	4WD- 540cc- Rear Prop Shaft.....	DD	5,6	N/A ⁽¹⁾
MULE 2020				
1990	2WD- 540cc.....	DD	7,8,9,10	N/A ⁽¹⁾
MULE 2030				
1991	2WD- 540cc.....	DD	7,8,9,10	N/A ⁽¹⁾
MULE 2500				
2000-94	2WD- 620cc.....	KK	7,8,9,10	ATV704
MULE 2510				
2002-00	4WD- 620cc & 950cc Diesel- Prop Shaft.....	KK	4,5,6	ATV702
	4WD- 620cc & 950cc Diesel- Rear Axles.....	KK	7,8,9,10	ATV704
1999-93	4WD- 620cc- Front Axles.....	KK	1,2	ATV704
	4WD- 620cc- Prop Shaft.....	KK	4,5,6	ATV700
	4WD- 620cc- Rear Axles.....	KK	7,8,9,10	ATV704

⁽¹⁾ Limited information - Call sales at 815-967-1444 for availability

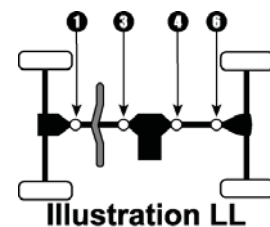
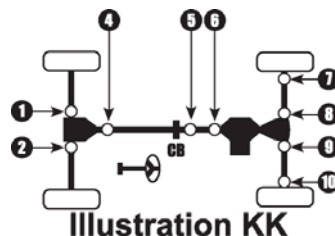
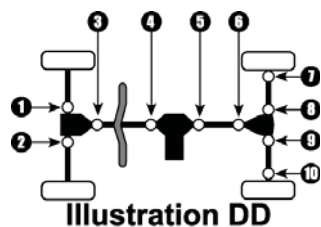


Year/ Model	Make	Ill.	Location	Standard U-Joint
KAWASAKI (cont.)				
MULE 2520				
2000-93	2WD- 620cc.	FF	1,2,3,4	ATV704
MULE 3000				
2008-01	2WD- 620cc.	FF	1,2,3,4	ATV704
MULE 3010				
2008-01	4WD- 620cc & 950cc Diesel- Prop Shaft.	KK	4,5,6	ATV702
	4WD- 620cc & 950cc Diesel- Rear Axles.	KK	7,8,9,10	ATV704
MULE 3020				
2003-01	2WD- 620cc.	FF	1,2,3,4	ATV704
MULE 4000				
2012-09	2WD- 620cc.	FF	1,2,3,4	ATV704
MULE 4010				
2012-09	4WD- 620cc & 950cc Diesel- Prop Shaft.	KK	4,5,6	ATV702
	4WD- 620cc & 950cc Diesel- Rear Axles.	KK	7,8,9,10	ATV704
PRAIRIE 300				
2002-99	2WD.	AA	2	ATV702
	4WD- Front Prop Shaft.	LL	1,3	ATV701
	4WD- Rear Prop Shaft.	LL	4	ATV702
PRAIRIE 360				
2013-10	4WD.	LL	4	ATV703
2009-03	2WD.	AA	2	ATV703
	4WD.	LL	4	ATV703
PRAIRIE 400				
2002-99	2WD.	AA	2	ATV702
	4WD- Front Prop Shaft.	LL	1,3	ATV701
	4WD- Rear Prop Shaft.	LL	4	ATV702
1998	2WD.	AA	2	ATV702
Year Listing Continues				



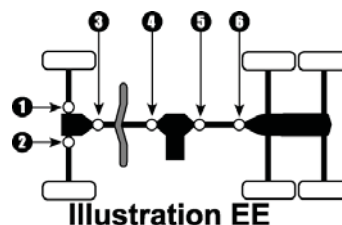
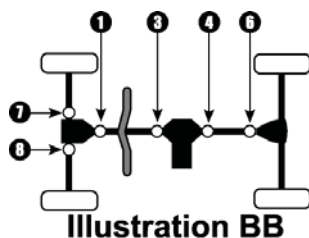
Year/ Model	Make	III.	Location	Standard U-Joint
KAWASAKI (cont.)				
PRAIRIE 400 (cont.)				
1998	4WD- Front Prop Shaft.	LL	1,3	ATV701
	4WD- Rear Prop Shaft.	LL	4	ATV701
1997	4WD- Front Prop Shaft.	LL	1,3	ATV701
	4WD- Rear Prop Shaft.	LL	4	ATV701
PRAIRIE 650				
2003-02	4WD.	LL	4	ATV703
PRAIRIE 700				
2006-04	4WD.	LL	4	ATV703
TERYX 750				
2012	4WD - Exc. Teryx4 - Front Prop Shaft.	LL	1,3	ATV702
	4WD - Exc. Teryx4 - Rear Prop Shaft.	LL	4,6	ATV704
	4WD - Teryx4 (4 Seater) - Front Prop Shaft.	LL	1,3	N/A ⁽¹⁾
	4WD - Teryx4 (4 Seater) - Rear Prop Shaft.	LL	4,6	N/A ⁽¹⁾
2011-08	4WD - Front Prop Shaft.	LL	1,3	ATV702
	4WD - Rear Prop Shaft.	LL	4,6	ATV704
KUBOTA				
RTV900				
2009-03	4WD- Front Prop Shaft.	KK	4,5,6	ATV903
	4WD- Rear Axles.	KK	7,8,9,10	ATV900
RTV1100				
2014-10	4WD- Rear Axles.	DD	7,8,9,10	ATV904
2009	4WD- Rear Axles- After Serial # 25303.	DD	7,10	ATV904
	4WD- Rear Axles- Before Serial # 25302.	DD	8,9	ATV904
2008-07	4WD- Rear Axles.	DD	7,10	ATV902
			8,9	ATV904

⁽¹⁾ Limited information - Call sales at 815-967-1444 for availability



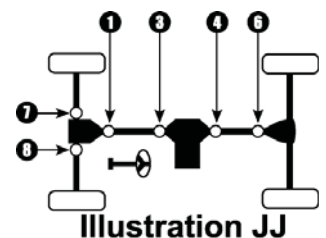
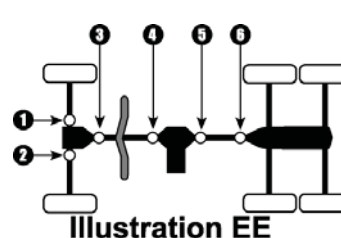
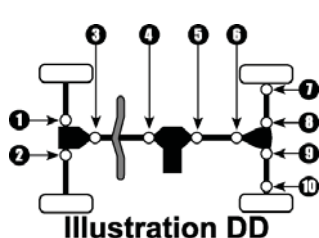
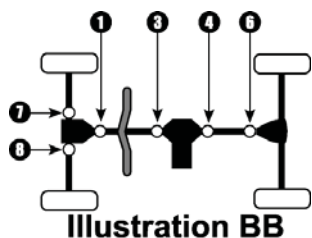
Year/ Model	Make	Ill.	Location	Standard U-Joint
KYMCO				
MXU 500				
2007-06	4X4- Front Prop Shaft.	BB	1,3	N/A ⁽¹⁾
POLARIS				
250				
1993	4X4.	BB	7,8	ATV500
	6X6.	EE	1,2	ATV500
1990	4X4.	BB	7,8	ATV500
300				
1996	4X4.	BB	7,8	ATV500
1995	4X4.	BB	7,8	ATV501
1994	4X4.	BB	7,8	ATV500
	6X6.	EE	1,2	ATV500
350L				
1993	4X4.	BB	7,8	ATV500
	6X6.	EE	1,2	ATV500
1990	4X4.	BB	7,8	ATV500
400L				
1995	6X6 - W/ Inside Lock Rings.	EE	1,2	ATV500
	6X6 - W/ Outside Lock Rings.	EE	1,2	ATV501
1994	4X4.	BB	7,8	ATV500
	6X6.	EE	1,2	ATV500
ATP 330				
2005	4X4 - Front Prop Shaft.	BB	1,3	ATV500
	4X4 - Rear Prop Shaft.	BB	4	ATV501
2004	4X4 - Front Axles.	BB	7,8	ATV500
	4X4 - Front Prop Shaft.	BB	1,3	ATV500
	4X4 - Rear Prop Shaft.	BB	4	ATV501

⁽¹⁾ Limited information - Call sales at 815-967-1444 for availability



Year/ Model	Make	III.	Location	Standard U-Joint
POLARIS (cont.)				
ATV 500 H.O.				
2005	4X4 - Front Prop Shaft.	BB	1,3	ATV500
	4X4 - Rear Prop Shaft.	BB	4	ATV501
2004	4X4 - Front Axles.	BB	7,8	ATV500
	4X4 - Front Prop Shaft.	BB	1,3	ATV500
	4X4 - Rear Prop Shaft.	BB	4	ATV501
ATV Pro 500				
2002	4X4 - Front Prop Shaft.	BB	1,3	ATV500
	4X4 - Rear Prop Shaft.	BB	4	ATV500
BIG BOSS 250				
1992-91	6X6.	EE	1,2	ATV500
BIG BOSS 400L				
1997	6X6.	EE	1,2	ATV501
BIG BOSS 500				
1999-98	6X6.	EE	1,2	ATV501
BRUTUS				
2015-13	4X4 - Front Prop Shaft.	JJ	1,3	ATV507
DIESEL 455				
2001	4X4 - Front Axles- W/ Inside Lock Rings.	DD	1,2	ATV500
	4X4 - Front Axles- W/ Outside Lock Rings.	DD	1,2	ATV501
	4X4 - Prop Shaft - from 12/07/00.	DD	3,4	ATV500
	4X4 - Prop Shaft - to 12/07/00.	DD	3,4	N/A ⁽¹⁾
2000	4X4 - Front Axles.	DD	1,2	ATV501
	4X4 - Prop Shaft.	DD	3,4	N/A ⁽¹⁾
1999	4X4 - Front Axles.	DD	1,2	ATV501
	4X4 - Prop Shaft.	DD	3,4	ATV500
	4X4 - Rear Axles.	DD	7,10 8,9	ATV502 ATV503

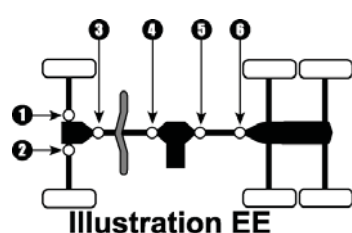
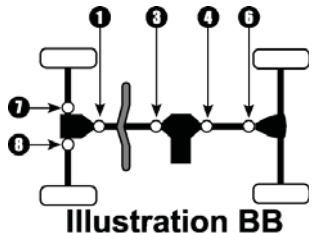
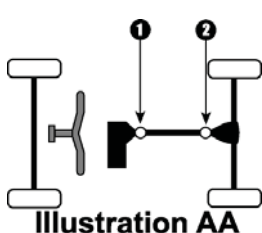
⁽¹⁾ Limited information - Call sales at 815-967-1444 for availability



Year/ Model	Make	Ill.	Location	Standard U-Joint
POLARIS (cont.)				
LUH 500				
2002	6X6 - Front Axles.	EE	1,2	ATV500
	6X6 - Prop Shaft.	EE	3,4	ATV500
MAGNUM 325				
2002-01	2X4 - Rear Prop Shaft.	AA	1	ATV500
	4X4 - Front Axles- Exc. HDS (Visco-Lok).	BB	7,8	ATV501
	4X4 - Front Axles- HDS (Visco-Lok).	BB	7,8	N/R ^Q
	4X4 - Front Prop Shaft- Exc. HDS (Visco-Lok).	BB	1,3	ATV500
	4X4 - Front Prop Shaft- HDS (Visco-Lok).	BB	1,3	N/A ⁽¹⁾
	4X4 - Rear Prop Shaft.	BB	4	ATV500
2000	2X4 - Rear Prop Shaft.	AA	1	ATV500
	4X4 - Front Axles.	BB	7,8	ATV501
	4X4 - Front Prop Shaft.	BB	1,3	ATV500
	4X4 - Rear Prop Shaft.	BB	4	ATV500
MAGNUM 330				
2006	4X4 - Front Prop Shaft.	BB	1,3	ATV500
	4X4 - Rear Prop Shaft.	BB	4	ATV501
2005	2X4 - Rear Prop Shaft.	AA	1	ATV501
	4X4 - Front Prop Shaft.	BB	1,3	ATV500
	4X4 - Rear Prop Shaft.	BB	4	ATV501
2004-03	2X4 - Rear Prop Shaft.	AA	1	ATV501
	4X4 - Front Axles- Exc. HDS (Visco-Lok).	BB	7,8	ATV500
	4X4 - Front Axles- HDS (Visco-Lok).	BB	7,8	N/R ^Q
	4X4 - Front Prop Shaft.	BB	1,3	ATV500
	4X4 - Rear Prop Shaft.	BB	4	ATV501
MAGNUM 425				
1998	4X4.	BB	7,8	ATV501
1997	4X4.	BB	7,8	ATV501
	6X6.	EE	1,2	ATV501
Year Listing Continues				

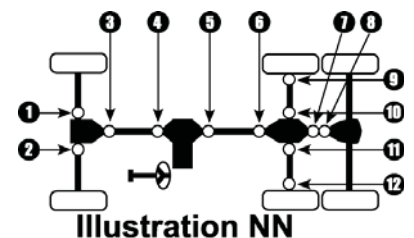
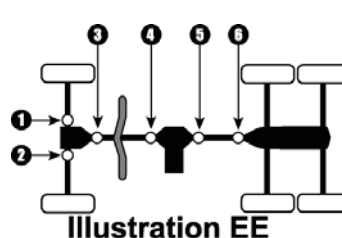
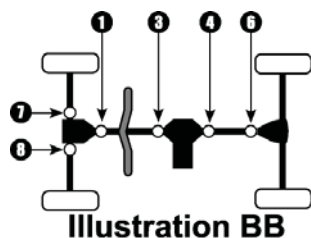
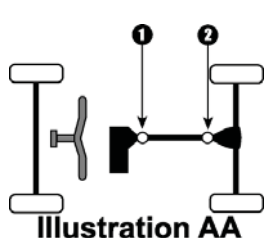
⁽¹⁾ Limited information - Call sales at 815-967-1444 for availability

^Q N/R = Not Required - Application uses a CV Joint



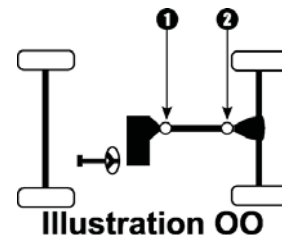
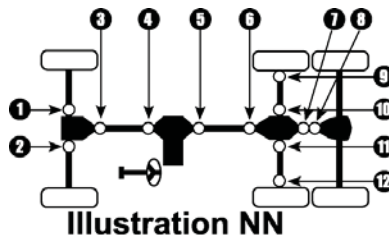
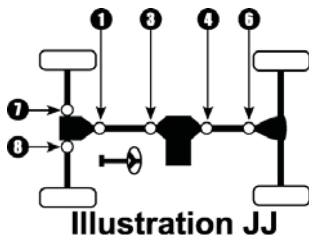
Year/ Model	Make	III.	Location	Standard U-Joint
POLARIS (cont.)				
MAGNUM 425 (cont.)				
1996	4X4- W/ Inside Lock Rings.	BB	7,8	ATV500
	4X4- W/ Outside Lock Rings.	BB	7,8	ATV501
	6X6- W/ Inside Lock Rings.	EE	1,2	ATV500
	6X6- W/ Outside Lock Rings.	EE	1,2	ATV501
1995	4X4- W/ Inside Lock Rings.	BB	7,8	ATV500
	4X4- W/ Outside Lock Rings.	BB	7,8	ATV501
MAGNUM 500				
2003	4X4 - Front Prop Shaft.	BB	1,3	ATV500
	4X4 - Rear Prop Shaft.	BB	4	ATV501
2002	4X4 - Front Axles- Exc. HDS (Visco-Lok).	BB	7,8	ATV501
	4X4 - Front Axles- HDS (Visco-Lok).	BB	7,8	N/R ^Q
	4X4 - Front Prop Shaft.	BB	1,3	ATV500
	4X4 - Rear Prop Shaft.	BB	4	ATV500
2001	4X4 - Front Axles- Exc. HDS (Visco-Lok).	BB	7,8	ATV501
	4X4 - Front Axles- HDS (Visco-Lok).	BB	7,8	N/R ^Q
	4X4 - Front Prop Shaft- Exc. HDS (Visco-Lok).	BB	1,3	ATV500
	4X4 - Front Prop Shaft- HDS (Visco-Lok).	BB	1,3	N/A ⁽¹⁾
	4X4 - Rear Prop Shaft.	BB	4	ATV500
2000-99	4X4 - Front Axles.	BB	7,8	ATV501
	4X4 - Front Prop Shaft.	BB	1,3	ATV500
	4X4 - Rear Prop Shaft.	BB	4	N/A ⁽¹⁾
PHOENIX 200				
2014-05	2X4 - Rear Prop Shaft.	AA	1	ATV602
PTV (Personal Task Vehicle)				
2002	4X4 - Series 10 PPS - Front Prop Shaft.	BB	1,3	ATV500
	4X4 - Series 10 PPS - Rear Prop Shaft.	BB	4	ATV500
	6X6 - Series 10 PPS - Front Axles.	NN	1,2	ATV500
	6X6 - Series 10 PPS - Front Prop Shaft.	NN	3,4	ATV500
Year Listing Continues				

⁽¹⁾ Limited information - Call sales at 815-967-1444 for availability
^Q N/R = Not Required - Application uses a CV Joint

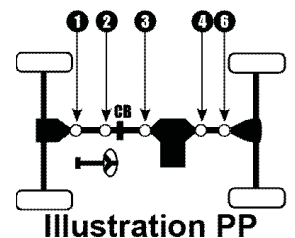
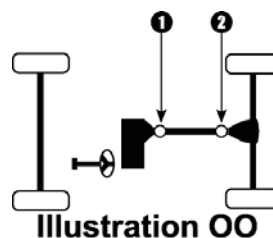
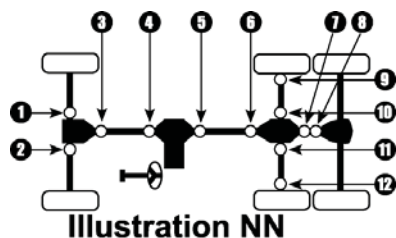
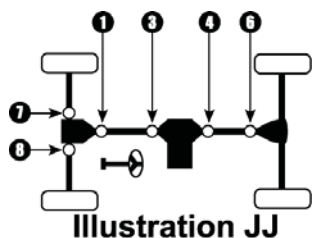


Year/ Model	Make	III.	Location	Standard U-Joint
POLARIS (cont.)				
PTV (Personal Task Vehicle) (cont.)				
2002	6X6 - Series 10 PPS - Rear Prop Shaft.	NN	5	N/A ⁽¹⁾
RANGER				
2004-03	2X4 - Series 11.	OO	1,2	ATV500
	4X4 - Series 11- Front Axles.	JJ	7,8	ATV500
	4X4 - Series 11- Front Prop Shaft.	JJ	1,3	ATV500
	4X4 - Series 11- Rear Prop Shaft.	JJ	4,6	ATV500
	6X6 - Series 11- Coupler Shaft.	NN	7,8	ATV500
	6X6 - Series 11- Front Axles.	NN	1,2	ATV500
	6X6 - Series 11- Front Prop Shaft.	NN	3,4	ATV500
	6X6 - Series 11- Middle Axles.	NN	9,10,11,12	ATV502
	6X6 - Series 11- Rear Prop Shaft.	NN	6	ATV500
2002	2X4 - Series 10.	OO	1,2	ATV500
	4X4 - Series 10- Front Axles.	JJ	7,8	ATV500
	4X4 - Series 10- Front Prop Shaft.	JJ	1,3	ATV500
	4X4 - Series 10- Rear Prop Shaft.	JJ	4,6	ATV500
	6X6 - Series 10- Coupler Shaft.	NN	7,8	ATV500
	6X6 - Series 10- Front Axles.	NN	1,2	ATV500
	6X6 - Series 10- Front Prop Shaft.	NN	3,4	ATV500
	6X6 - Series 10- Middle Axles.	NN	9,10,11,12	ATV502
	6X6 - Series 10- Rear Prop Shaft.	NN	6	ATV500
2001-99	6X6 - Front Axles.	NN	1,2	ATV500
	6X6 - Front Prop Shaft.	NN	3,4	ATV500
	6X6 - Middle Axles.	NN	9,10,11,12	ATV502
	6X6 - Rear Prop Shaft.	NN	6	ATV500
RANGER 400				
2014-10	4X4 - Front Prop Shaft.	JJ	1,3	ATV500

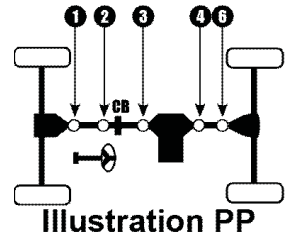
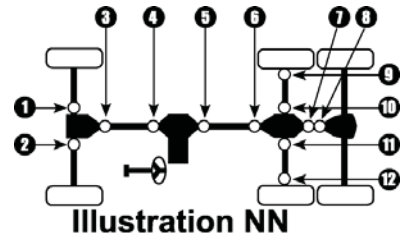
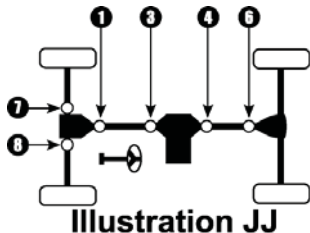
⁽¹⁾ Limited information - Call sales at 815-967-1444 for availability



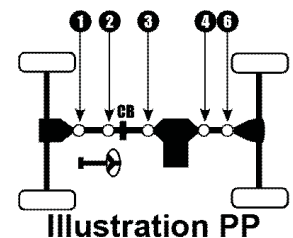
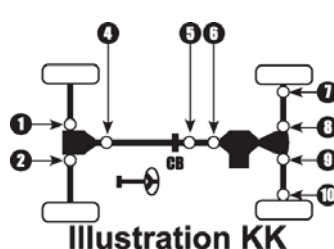
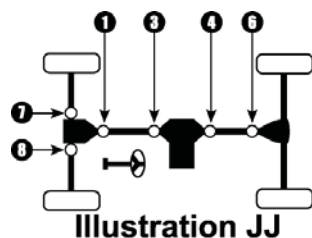
Year/ Model	Make	III.	Location	Standard U-Joint
POLARIS (cont.)				
RANGER 500				
2013-11	4X4 - Crew (Front Prop Shaft)	PP	1,2,3	ATV500
	4X4 - Exc. Crew (Front Prop Shaft)	JJ	1,3	ATV500
2010	4X4 - Front Prop Shaft	JJ	1,3	ATV500
2009-08	2X4	OO	1,2	ATV500
	4X4 - Front Prop Shaft	JJ	1,3	ATV500
	4X4 - Rear Prop Shaft	JJ	4,6	ATV500
2007-06	2X4	OO	1,2	ATV500
	4X4 - Front Prop Shaft	JJ	1,3	ATV500
	4X4 - Rear Prop Shaft	JJ	4,6	ATV500
2005	2X4	OO	1,2	ATV500
	4X4 - Front Prop Shaft	JJ	1,3	ATV500
	4X4 - Rear Prop Shaft	JJ	4,6	ATV500
	6X6 - Coupler Shaft	NN	7,8	ATV500
	6X6 - Front Axles	NN	1,2	ATV500
	6X6 - Front Prop Shaft	NN	3,4	ATV500
	6X6 - Middle Axles	NN	9,10,11,12	ATV502
	6X6 - Rear Prop Shaft	NN	5,6	ATV500
RANGER 570				
2016	4X4 - Front Prop Shaft- Crew	PP	1,2,3	ATV507
	4X4 - Front Prop Shaft- Exc. Crew- Full-Size W/54" Wide Bed Box	JJ	1,3	ATV500
	4X4 - Front Prop Shaft- Exc. Crew- Mid-Size W/42" Wide Bed Box	JJ	1,3	ATV507
	4X4 - Front Prop Shaft- XP 2 Seater	JJ	1,3	ATV500
	4X4 - Front Prop Shaft- XP 4 Seater	PP	1,2,3	ATV507
	2015	4X4 - Front Prop Shaft- Crew	PP	1,2,3
4X4 - Front Prop Shaft- Exc. Crew- Full-Size W/54" Wide Bed Box		JJ	1,3	ATV500
Year Listing Continues				



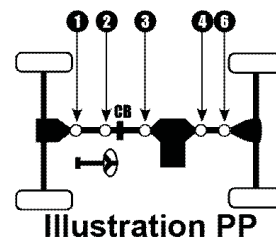
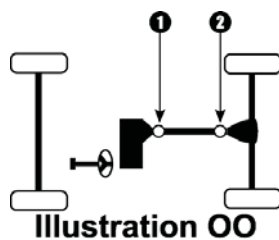
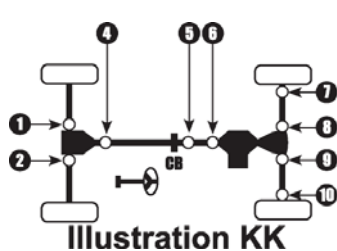
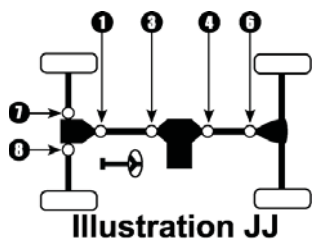
Year/ Model	Make	Ill.	Location	Standard U-Joint
POLARIS (cont.)				
RANGER 570 (cont.)				
2015	4X4 - Front Prop Shaft- Exc. Crew- Mid-Size W/42" Wide Bed Box.	JJ	1,3	ATV507
2014	4X4 - Crew (Front Prop Shaft).	PP	1,2,3	ATV507
	4X4 - Exc. Crew (Front Prop Shaft).	JJ	1,3	ATV507
RANGER 700				
2009-08	4X4 - Front Prop Shaft.	JJ	1,3	ATV500
	4X4 - Rear Prop Shaft.	JJ	4,6	ATV500
	6X6 - Coupler Shaft.	NN	7,8	ATV500
	6X6 - Front Prop Shaft.	NN	3,4	ATV500
	6X6 - Rear Prop Shaft.	NN	5,6	ATV500
2007-06	4X4 - XP - Front Prop Shaft.	JJ	1,3	ATV500
	4X4 - XP - Rear Prop Shaft.	JJ	4,6	ATV500
	6X6 - Coupler Shaft.	NN	7,8	ATV500
	6X6 - Front Prop Shaft.	NN	3,4	ATV500
	6X6 - Rear Prop Shaft.	NN	5,6	ATV500
2005	4X4 - XP - Front Prop Shaft.	JJ	1,3	ATV500
	4X4 - XP - Rear Prop Shaft.	JJ	4,6	ATV500
RANGER 800				
2016-15	6X6 - Coupler Shaft.	NN	7,8	ATV500
	6X6 - Front Prop Shaft.	NN	3,4	ATV500
	6X6 - Rear Prop Shaft.	NN	5,6	ATV500
2014-10	4X4 - EFI Crew - (Prop Shaft).	PP	1,2,3	ATV500
	4X4 - Exc. EFI Crew (Front Shaft).	JJ	1,3	ATV500
	6X6 - Coupler Shaft.	NN	7,8	ATV500
	6X6 - Front Prop Shaft.	NN	3,4	ATV500
	6X6 - Rear Prop Shaft.	NN	5,6	ATV500



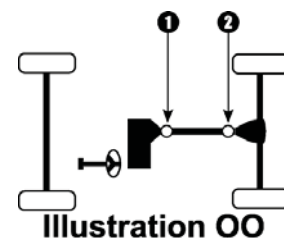
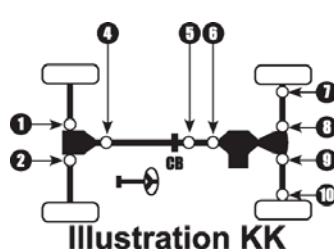
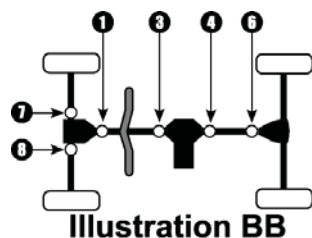
Year/ Model	Make	III.	Location	Standard U-Joint
POLARIS (cont.)				
RANGER 900				
2016-15	4X4 - Crew - Front Prop Shaft.	KK	4,5,6	ATV507
	4X4 - XP - Front Prop Shaft.	JJ	1,3	ATV500
2014	4X4 - Diesel Crew - Front Prop Shaft.	PP	1,2,3	ATV500
	4X4 - Diesel Crew - Rear Prop Shaft.	PP	4,6	ATV500
	4X4 - Diesel Exc. HST - Front Prop Shaft.	PP	1,2,3	ATV500
	4X4 - Diesel Exc. HST - Rear Prop Shaft.	PP	4,6	ATV500
	4X4 - Diesel HST - Front Prop Shaft.	JJ	1,3	ATV507
	4X4 - XP - Front Prop Shaft.	JJ	1,3	ATV500
	4X4 - XP Crew - Front Prop Shaft.	KK	4,5,6	ATV507
2013	4X4 - Diesel - Front Prop Shaft.	PP	1,2,3	ATV500
	4X4 - Diesel - Rear Prop Shaft.	PP	4,6	ATV500
	4X4 - XP - Front Prop Shaft.	JJ	1,3	ATV500
2012-11	4X4 - Diesel - Front Prop Shaft.	PP	1,2,3	ATV500
	4X4 - Diesel - Rear Prop Shaft.	PP	4,6	ATV500
RANGER 1000				
2016	4X4 - Diesel - Front Prop Shaft.	JJ	1,3	ATV507
	4X4 - Diesel Crew - Front Prop Shaft.	KK	4,5,6	ATV507
	4X4 - EU (European Union) - Front Prop Shaft.	JJ	1,3	ATV500
2015	4X4 - Diesel Crew - Front Prop Shaft.	KK	4,5,6	ATV507
	4X4 - Diesel Exc. HST - Front Prop Shaft.	JJ	1,3	ATV500
	4X4 - Diesel HST - Front Prop Shaft.	JJ	1,3	ATV507
RANGER ETX				
2016-15	4X4 - Front Prop Shaft.	JJ	1,3	ATV507
RANGER EV (Electric Vehicle)				
2016-10	4X4 - Front Prop Shaft.	JJ	1,3	ATV500
RANGER EV LSV (Electric Low Speed Vehicle)				
2012-11	4X4 - Front Prop Shaft.	JJ	1,3	ATV500



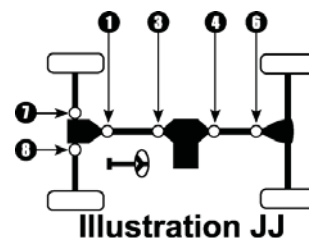
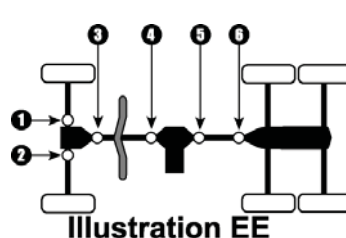
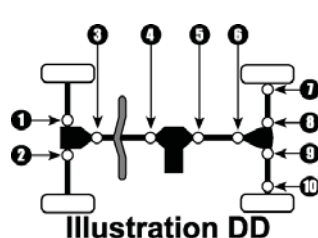
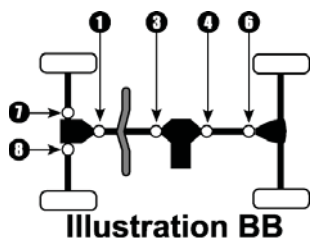
Year/ Model	Make	Ill.	Location	Standard U-Joint
POLARIS (cont.)				
RANGER GENERAL 1000				
2016	4X4 - Front Prop Shaft.	KK	4,5,6	ATV500
RANGER MVRS				
2009	2X4.	OO	1,2	ATV500
2008	4X4 - Front Prop Shaft.	JJ	1,3	ATV500
	4X4 - Rear Prop Shaft.	JJ	4,6	ATV500
RANGER TM				
2006-04	2X4.	OO	1,2	ATV500
RZR 570				
2016-12	4X4 - Front Prop Shaft.	JJ	1,3	ATV500
RZR 800				
2014-11	4X4 - 4 Seater - Front Prop Shaft.	PP	1,2,3	ATV500
	4X4 - Exc. 4 Seater - Front Prop Shaft.	JJ	1,3	ATV500
2010	4X4 - Front Prop Shaft.	JJ	1,3	ATV500
2009	4X4 - Front Prop Shaft- "S" Models- (Use Inside Snap Rings). . .	JJ	1,3	ATV500
	4X4 - Front Prop Shaft- Exc. "S" Models- (Use Outside Snap Rings).	JJ	1,3	ATV505
2008	4X4 - Front Prop Shaft.	JJ	1,3	ATV505
RZR 900				
2016-15	4X4 - Front Prop Shaft.	KK	4,5,6	ATV507
2014-11	4X4 - Front Prop Shaft.	KK	4,5,6	ATV500
RZR 1000				
2016	4X4 - Front Prop Shaft- Exc. XP.	KK	4,5,6	ATV507
	4X4 - Front Prop Shaft- XP.	KK	4,5 6	ATV500 ATV507
	4X4 - Front Prop Shaft- XP 4 Seater.	KK	4,5,6	ATV507
	4X4 - Front Prop Shaft- XP Turbo.	KK	4,5 6	ATV500 ATV507
Year Listing Continues				



Year/ Model	Make	III.	Location	Standard U-Joint
POLARIS (cont.)				
RZR 1000 (cont.)				
2015	4X4 - Front Prop Shaft- 4 Seater.	KK	4,5,6	ATV507
	4X4 - Front Prop Shaft- Exc. 4 Seater.	KK	4,5 6	ATV500 ATV507
2014	4X4 - Front Prop Shaft- 4 Seater.	KK	4,5,6	ATV507
	4X4 - Front Prop Shaft- Exc. 4 Seater.	KK	4,5,6	ATV500
SAWTOOTH 200				
2007-06	2X4.	OO	1	ATV602
			2	N/R
SCRAMBLER 400				
2002-98	4X4- Front Axle- W/ Inside Lock Rings.	BB	7,8	ATV500
	4X4- Front Axle- W/ Outside Lock Rings.	BB	7,8	ATV501
	4X4- Prop Shaft.	BB	1,3	ATV500
1997-95	4X4- W/ Inside Lock Rings.	BB	7,8	ATV500
	4X4- W/ Outside Lock Rings.	BB	7,8	ATV501
SCRAMBLER 500				
2012-10	4X4- Prop Shaft.	BB	1,3	ATV500
2009-99	4X4- Front Axles.	BB	7,8	ATV500
	4X4- Prop Shaft.	BB	1,3	ATV500
1998	4X4- Front Axles.	BB	7,8	ATV501
	4X4- Prop Shaft.	BB	1,3	ATV500
1997	4X4.	BB	7,8	ATV501
SCRAMBLER 850				
2017-13	4X4 - Front Prop Shaft.	BB	1,3	ATV506
	4X4 - Rear Prop Shaft.	BB	4,6	ATV500
SCRAMBLER 1000				
2017-14	4X4 - Front Prop Shaft.	BB	1,3	ATV506
	4X4 - Rear Prop Shaft.	BB	4,6	ATV500

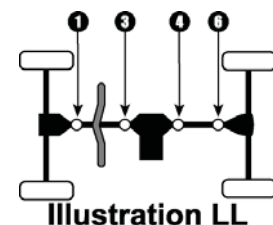
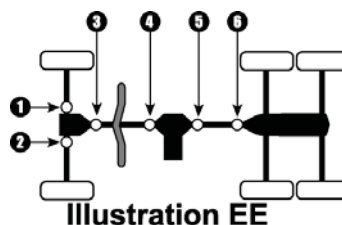
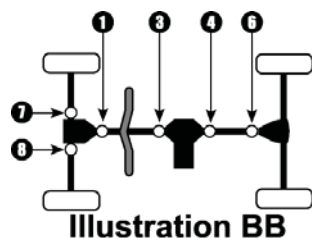


Year/ Model	Make	Ill.	Location	Standard U-Joint
POLARIS (cont.)				
SPORTSMAN ACE 325				
2016-15	4X4 - Front Prop Shaft.	BB	1,3	ATV507
SPORTSMAN ACE 570				
2016-15	4X4 - Front Prop Shaft.	BB	1,3	ATV507
SPORTSMAN ACE 900				
2016	4X4 - Front Prop Shaft.	BB	1,3	ATV507
SPORTSMAN ETX				
2015	4X4 - Front Prop Shaft.	BB	1,3	ATV500
SPORTSMAN MV7 (Military Vehicle)				
2007	4X4- Front Prop Shaft.	DD	3,4	ATV500
	4X4- Rear Prop Shaft.	DD	5,6	ATV500
	6X6- Front Axles.	EE	1,2	ATV500
	6X6- Front Prop Shaft.	EE	3,4	ATV500
2006-05	4X4- Front Prop Shaft.	DD	3,4	ATV500
	4X4- Rear Prop Shaft.	DD	5,6	ATV500
SPORTSMAN 300				
2010-08	4X4 - Front Prop Shaft.	JJ	1,3	ATV500
SPORTSMAN 335				
2000-99	4X4- Front Axles.	DD	1,2	ATV501
	4X4- Prop Shaft.	DD	3,4	ATV500
	4X4- Rear Axles.	DD	7,10	ATV502
			8,9	ATV503
SPORTSMAN 400				
2014-08	4X4- Prop Shaft.	BB	1,3	ATV500
2005	4X4- Prop Shaft.	BB	1,3	ATV500
2004-02	4X4- Front Axles.	BB	7,8	ATV500
	4X4- Prop Shaft.	BB	1,3	ATV500
Year Listing Continues				



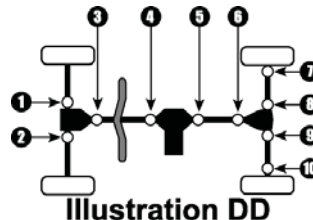
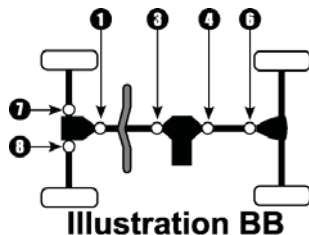
Year/ Model	Make	III.	Location	Standard U-Joint
POLARIS (cont.)				
SPORTSMAN 400 (cont.)				
2001	4X4- Front Axles.	BB	7,8	ATV501
	4X4- Prop Shaft.	BB	1,3	ATV500
1997	4X4.	BB	7,8	ATV501
1996-95	4X4- W/ Inside Lock Rings.	BB	7,8	ATV500
	4X4- W/ Outside Lock Rings.	BB	7,8	ATV501
1994-93	4X4.	BB	7,8	ATV500
SPORTSMAN 450				
2016	4X4 - Front Prop Shaft.	LL	1,3	ATV500
2007-06	4X4 - Prop Shaft.	BB	1,3	ATV500
SPORTSMAN 500				
2014-09	4X4- Prop Shaft.	BB	1,3	ATV500
2008-05	4X4- Front Axles.	BB	7,8	N/R ^Q
	4X4- Prop Shaft.	BB	1,3	ATV500
2004	6X6- Front Axles.	EE	1,2	ATV500
	6X6- Prop Shaft.	EE	3,4	ATV500
	4X4- Front Axles.	BB	7,8	ATV500
	4X4- Prop Shaft - W/ Inside Lock Rings.	BB	1,3	ATV500
	4X4- Prop Shaft - W/ Outside Lock Rings.	BB	1,3	ATV501
	6X6- Front Axles.	EE	1,2	ATV500
2003-02	6X6- Prop Shaft.	EE	3,4	ATV500
	4X4- Front Axles.	BB	7,8	ATV500
2001-99	4X4- Prop Shaft.	BB	1,3	ATV500
	6X6- Front Axles.	EE	1,2	ATV500
	6X6- Prop Shaft.	EE	3,4	ATV500
	4X4- Front Axles.	BB	7,8	ATV501
2001-99	4X4- Prop Shaft - W/ Inside Lock Rings.	BB	1,3	ATV500
	4X4- Prop Shaft - W/ Outside Lock Rings.	BB	1,3	ATV501
	6X6- Front Axles.	EE	1,2	ATV501
Year Listing Continues				

^Q N/R = Not Required - Application uses a CV Joint

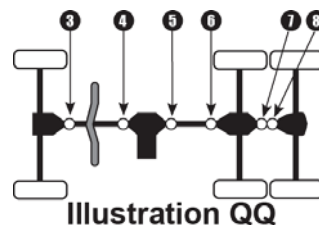
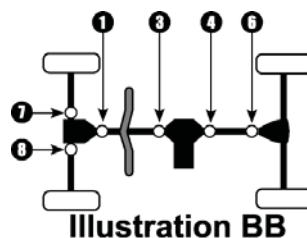


Year/ Model	Make	Ill.	Location	Standard U-Joint
POLARIS (cont.)				
SPORTSMAN 500 (cont.)				
2001-99	6X6- Prop Shaft.	EE	3,4	ATV500
1998	4X4- Front Axles.	DD	1,2	ATV501
	4X4- Prop Shaft.	DD	3,4	ATV500
	4X4- Rear Axles.	DD	7,10	ATV502
1997	4X4- Front Axles.	DD	8,9	ATV503
	4X4- Prop Shaft.	DD	1,2	ATV500
	4X4- Rear Axles.	DD	3,4	ATV500
			7,10	ATV502
1996	4X4- Front Axles- W/ Inside Snap Rings.	DD	8,9	ATV503
	4X4- Front Axles- W/ Outside Snap Rings.	DD	1,2	ATV500
	4X4- Prop Shaft.	DD	1,2	ATV501
	4X4- Rear Axles.	DD	3,4	ATV500
			7,10	ATV502
			8,9	ATV503
SPORTSMAN 550				
2014-12	4X4 - Front Prop Shaft.	BB	1,3	ATV506
	4X4 - Rear Prop Shaft.	BB	4,6	ATV500
2011-10	4X4 - 11/22/10 and before - Front Prop Shaft.	BB	1,3	ATV500
	4X4 - 11/23/10 and after - Front Prop Shaft.	BB	1,3	ATV506
	4X4 - Rear Prop Shaft.	BB	4,6	ATV500
2009	4X4 - Front Prop Shaft.	BB	1,3	ATV500
	4X4 - Rear Prop Shaft.	BB	4,6	ATV500
SPORTSMAN 570				
2016-14	4X4- Prop Shaft.	BB	1,3	ATV500
SPORTSMAN 600				
2005	4X4- Front Axles.	BB	7,8	N/R ^Q
	4X4- Front Prop Shaft.	BB	1,3	ATV500
	4X4- Rear Prop Shaft.	BB	4,6	ATV500
Year Listing Continues				

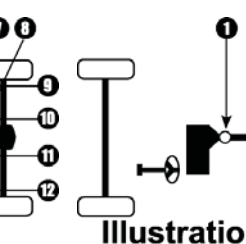
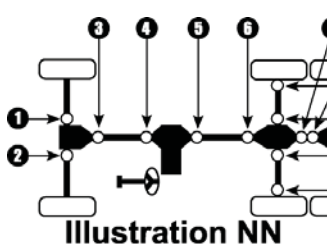
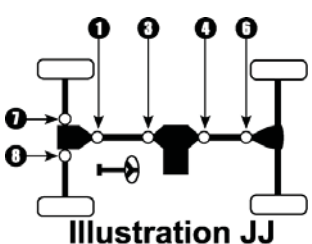
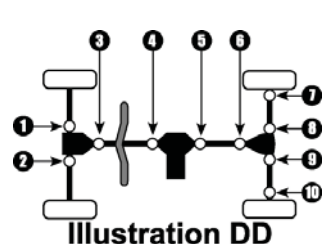
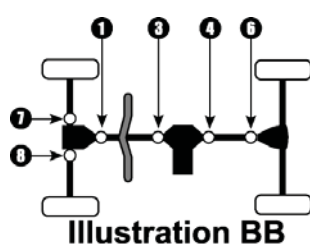
^Q N/R = Not Required - Application uses a CV Joint



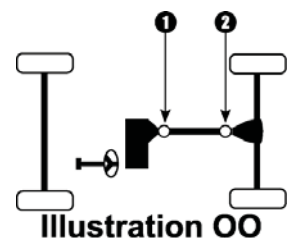
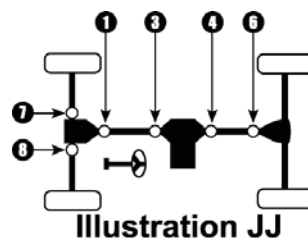
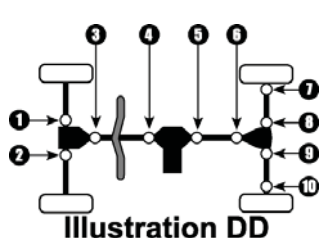
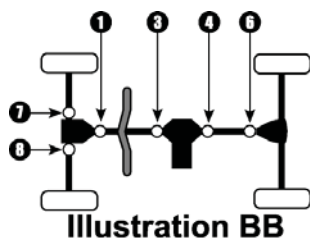
Year/ Model	Make	Ill.	Location	Standard U-Joint
POLARIS (cont.)				
SPORTSMAN 600 (cont.)				
2004-03	4X4- Front Axles.	BB	7,8	ATV500
	4X4- Front Prop Shaft.	BB	1,3	ATV500
	4X4- Rear Prop Shaft.	BB	4,6	ATV500
SPORTSMAN 700				
2008	4X4 - Prop Shaft.	BB	1,3	ATV500
2007-05	4X4- Front Prop Shaft.	BB	1,3	ATV500
	4X4- Rear Prop Shaft.	BB	4,6	ATV500
2004-02	4X4- Front Axles.	BB	7,8	ATV500
	4X4- Front Prop Shaft.	BB	1,3	ATV500
	4X4- Rear Prop Shaft.	BB	4,6	ATV500
SPORTSMAN 800				
2015	6X6- Front Prop Shaft.	QQ	3,4	ATV500
	6X6- Mid Prop Shaft.	QQ	5,6	ATV500
	6X6- Rear Prop Shaft.	QQ	7,8	ATV500
2014-11	4X4 - Prop Shaft.	BB	1,3	ATV500
	6X6- Front Prop Shaft.	QQ	3,4	ATV500
	6X6- Mid Prop Shaft.	QQ	5,6	ATV500
	6X6- Rear Prop Shaft.	QQ	7,8	ATV500
2010-09	4X4- Front Prop Shaft.	BB	1,3	ATV500
	4X4- Rear Prop Shaft.	BB	4,6	ATV500
	6X6- Front Prop Shaft.	QQ	3,4	ATV500
	6X6- Mid Prop Shaft.	QQ	5,6	ATV500
	6X6- Rear Prop Shaft.	QQ	7,8	ATV500
2008-05	4X4- Front Prop Shaft.	BB	1,3	ATV500
	4X4- Rear Prop Shaft.	BB	4,6	ATV500
SPORTSMAN 850				
2017-16	4X4- Front Prop Shaft- Exc. HL.	BB	1,3	ATV506
	4X4- Front Prop Shaft- HL (High Lifter).	BB	1,3	ATV500
Year Listing Continues				



Year/ Model	Make	Ill.	Location	Standard U-Joint
POLARIS (cont.)				
SPORTSMAN 850 (cont.)				
2017-16	4X4- Rear Prop Shaft.	BB	4,6	ATV500
2015-12	4X4- Front Prop Shaft.	BB	1,3	ATV506
	4X4- Rear Prop Shaft.	BB	4,6	ATV500
2011	4X4- Front Prop Shaft - 11/22/10 and before.	BB	1,3	ATV500
	4X4- Front Prop Shaft - 11/23/10 and after.	BB	1,3	ATV506
	4X4- Rear Prop Shaft.	BB	4,6	ATV500
2010-09	4X4- Front Prop Shaft.	BB	1,3	ATV500
	4X4- Rear Prop Shaft.	BB	4,6	ATV500
SPORTSMAN 1000				
2017-16	4X4- Front Prop Shaft- Exc. HL.	BB	1,3	ATV506
	4X4- Front Prop Shaft- HL (High Lifter).	BB	1,3	ATV500
	4X4- Rear Prop Shaft.	BB	4,6	ATV500
2015	4X4- Front Prop Shaft.	BB	1,3	ATV506
	4X4- Rear Prop Shaft.	BB	4,6	ATV500
TRAIL BOSS 250				
1992-87	4x4.	DD	1,2	ATV500
TRAIL BOSS 350L				
1992-90	4x4.	DD	1,2	ATV500
UTV (Utility Task Vehicle)				
2004-03	2X4 - Series 11 PPS.	OO	1,2	ATV500
	4X4 - Series 11 PPS - Front Axles.	JJ	7,8	ATV500
	4X4 - Series 11 PPS - Front Prop Shaft.	JJ	1,3	ATV500
	4X4 - Series 11 PPS - Rear Prop Shaft.	JJ	4,6	ATV500
	6X6 - Series 11 PPS - Coupler Shaft.	NN	7,8	ATV500
	6X6 - Series 11 PPS - Front Axles.	NN	1,2	ATV500
	6X6 - Series 11 PPS - Front Prop Shaft.	NN	3,4	ATV500
	6X6 - Series 11 PPS - Middle Axles.	NN	9,10,11,12	ATV502
Year Listing Continues				

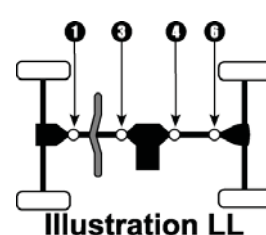
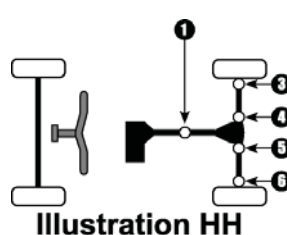
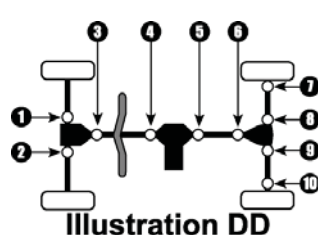
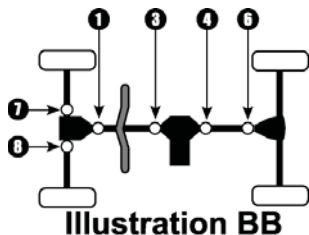


Year/ Model	Make	III.	Location	Standard U-Joint
POLARIS (cont.)				
UTV (Utility Task Vehicle) (cont.)				
2004-03	6X6 - Series 11 PPS - Rear Prop Shaft.	NN	6	ATV500
2002	2X4 - Series 10 PPS.	OO	1,2	ATV500
	4X4 - Series 10 PPS - Front Axles.	JJ	7,8	ATV500
	4X4 - Series 10 PPS - Front Prop Shaft.	JJ	1,3	ATV500
	4X4 - Series 10 PPS - Rear Prop Shaft.	JJ	4,6	ATV500
WORKER 335				
1999	4X4 - Front Axles.	DD	1,2	ATV501
	4X4 - Prop Shaft.	DD	3,4	ATV500
	4X4 - Rear Axles.	DD	7,10 8,9	ATV502 ATV503
WORKER 500				
1999	4X4 - Front Axles.	DD	1,2	ATV501
	4X4 - Prop Shaft.	DD	3,4	ATV501
XPEDITION 325				
2002-00	4X4 - Front Axles.	DD	1,2	ATV501
	4X4 - Front Prop Shaft.	DD	3,4	ATV500
	4X4 - Rear Prop Shaft.	DD	5	ATV500
XPEDITION 425				
2002	4X4 - Front Axles.	DD	1,2	ATV500
	4X4 - Front Prop Shaft.	DD	3,4	ATV500
	4X4 - Rear Prop Shaft.	DD	5	ATV500
2001-00	4X4 - Front Axles.	DD	1,2	ATV501
	4X4 - Front Prop Shaft.	DD	3,4	ATV500
	4X4 - Rear Prop Shaft.	DD	5	ATV500
XPLORER 250				
2002-00	4X4 - Front Axles.	BB	7,8	ATV500
	4X4 - Prop Shaft.	BB	1,3	ATV500

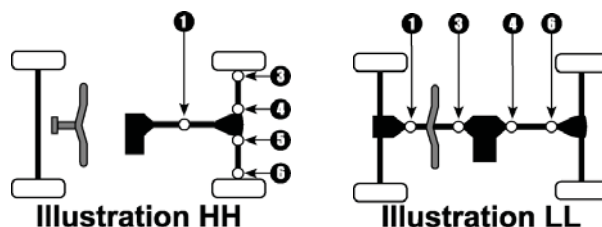


Year/ Model	Make	Ill.	Location	Standard U-Joint
POLARIS (cont.)				
XPLORER 300				
1999-96	4X4.....	BB	7,8	ATV501
XPLORER 400				
2002-99	4X4- Front Axles.....	BB	7,8	ATV500
	4X4- Prop Shaft.....	BB	1,3	ATV500
1998-97	4X4.....	BB	7,8	ATV501
1996-95	4X4- W/ Inside Lock Rings.....	BB	7,8	ATV500
	4X4- W/ Outside Lock Rings.....	BB	7,8	ATV501
XPLORER 500				
1997	4X4 - Front Axles.....	DD	1,2	ATV500
	4X4 - Prop Shaft.....	DD	3,4	ATV500
	4X4 - Rear Axles.....	DD	7,10	ATV502
			8,9	ATV503
SUZUKI				
EIGER 400				
2007-02	4WD - Front Bevel Gear.....	LL	1	ATV405
	4WD - Secondary Drive.....	LL	4,6	ATV405
KING QUAD 300				
2002-01	4WD - Rear Axles.....	HH	3,6	ATV403
			4,5	ATV407
	4WD - Secondary Drive.....	HH	1	ATV405
2000-96	4WD - Rear Axles.....	HH	3,6	ATV403
			4,5	N/A ⁽¹⁾
	4WD - Secondary Drive.....	HH	1	ATV400
1993-91	4WD - Rear Axles.....	HH	3,6	ATV403
			4,5	ATV404
	4WD - Secondary Drive.....	HH	1	N/A ⁽¹⁾

⁽¹⁾ Limited information - Call sales at 815-967-1444 for availability



Year/ Model	Make	III.	Location	Standard U-Joint
SUZUKI (cont.)				
KING QUAD 400				
2012-10	4WD - Front Bevel Gear.	LL	3	ATV405
	4WD - Secondary Drive.	LL	4,6	ATV405
2009-08	2WD.	HH	1	ATV405
	4WD - Front Bevel Gear.	LL	3	ATV405
	4WD - Secondary Drive.	LL	4,6	ATV405
KING QUAD 450				
2010-07	4WD - Front Bevel Gear.	LL	3	ATV406
	4WD - Secondary Drive.	LL	6	ATV400
KING QUAD 500				
2011-09	4WD - Front Bevel Gear.	LL	3	ATV406
	4WD - Secondary Drive.	LL	6	ATV400
KING QUAD 700				
2007-05	4WD - Front Bevel Gear.	LL	3	ATV406
	4WD - Secondary Drive.	LL	6	ATV400
KING QUAD 750				
2012-08	4WD - Front Bevel Gear.	LL	3	ATV406
	4WD - Secondary Drive.	LL	6	ATV400
OZARK 250				
2012	2WD.	HH	1	ATV405
2009-02	2WD.	HH	1	ATV405
QUAD MASTER 500				
2001	4WD - Front Bevel Gear.	LL	1	ATV405
	4WD - Secondary Drive.	LL	4,6	ATV400
2000	4WD - Front Bevel Gear.	LL	1	ATV400
	4WD - Secondary Drive.	LL	4	ATV400



Year/ Model	Make	III.	Location	Standard U-Joint
SUZUKI (cont.)				
QUAD RUNNER 250				
2002	4WD - Rear Axles.	HH	3,6	ATV402
			4,5	ATV407
2001	4WD - Secondary Drive.	HH	1	ATV405
			2WD.	HH
	4,5	ATV407		
	4WD - Rear Axles.	HH	3,6	ATV402
4,5			ATV407	
2000-95	4WD - Secondary Drive.	HH	1	ATV405
			2WD.	HH
	4,5	N/A ⁽¹⁾		
	4WD - Rear Axles.	HH	3,6	ATV402
4,5			N/A ⁽¹⁾	
1994	4WD - Secondary Drive.	HH	1	ATV400
			2WD.	HH
	4,5	ATV404		
	4WD - Rear Axles.	HH	3,6	ATV402
4,5			N/A ⁽¹⁾	
1993-88	4WD - Secondary Drive.	HH	1	ATV400
			2WD.	HH
	4,5	ATV404		
	4WD - Rear Axles.	HH	3,6	ATV402
4,5			ATV404	
1987	4WD - Secondary Drive.	HH	1	ATV400
			4WD - Rear Axles.	HH
	4,5	ATV403		
4WD - Secondary Drive.	HH	1	ATV400	
		QUAD RUNNER 300		
1995	4WD - Rear Axles.	HH	3,6	ATV403
			4,5	N/A ⁽¹⁾
Year Listing Continues				

⁽¹⁾ Limited information - Call sales at 815-967-1444 for availability

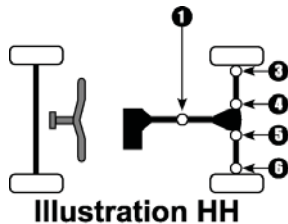
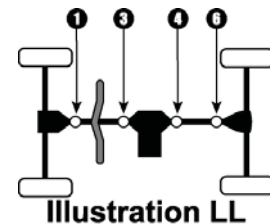
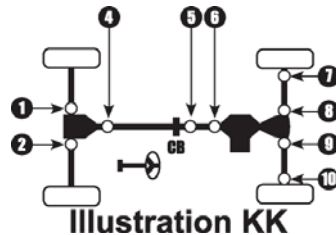
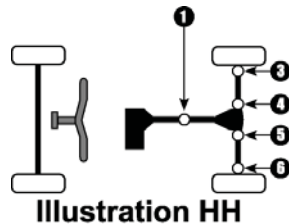
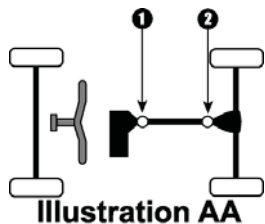


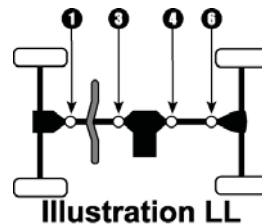
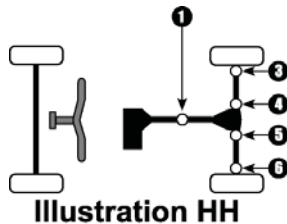
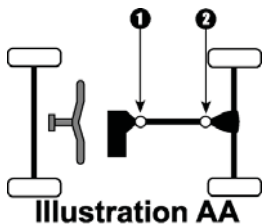
Illustration HH

Year/ Model	Make	Ill.	Location	Standard U-Joint
SUZUKI (cont.)				
QUAD RUNNER 300 (cont.)				
1995	4WD - Secondary Drive.....	HH	1	ATV400
1994	4WD - Rear Axles.....	HH	3,6	ATV403
			4,5	ATV404
	4WD - Secondary Drive.....	HH	1	ATV400
QUAD RUNNER 500				
2002	4WD - Front Bevel Gear.....	LL	1	ATV405
	4WD - Secondary Drive.....	LL	4,6	ATV405
2001	4WD.....	LL	4,6	ATV405
2000-98	4WD.....	LL	4	ATV400
QUAD SPORT 250				
2009-04	2WD.....	HH	1	ATV405
QUV UTILITY 620				
2005	4WD - Front Prop Shaft.....	KK	4	ATV702
	4WD - Rear Axles.....	KK	7,8,9,10	ATV704
	4WD - Rear Prop Shaft.....	KK	5,6	ATV702
TWIN PEAKS 700				
2005-04	4WD.....	LL	4	ATV703
VINSON 500				
2007-02	4WD - Front Bevel Gear.....	LL	1	ATV405
	4WD - Secondary Drive.....	LL	4 6	ATV405 ATV400
YAMAHA				
BEAR TRACKER 250				
2004-99	2WD.....	AA	1	ATV202



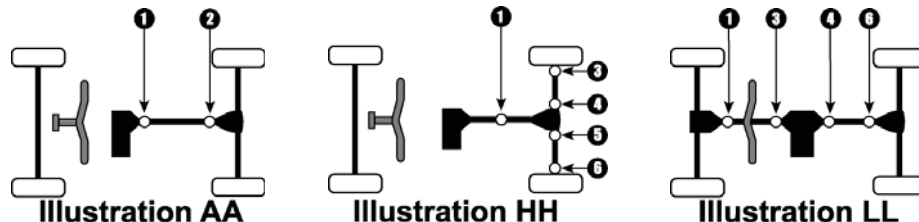
Year/ Model	Make	Ill.	Location	Standard U-Joint
YAMAHA (cont.)				
BIG BEAR 250				
2009-07	2WD.....	HH	1	ATV202
BIG BEAR 350				
2001-98	2WD.....	AA	1	ATV201
	4WD - Front Drive Shaft.....	LL	1,3	ATV200
	4WD - Rear Drive Shaft.....	LL	4	ATV201
1997-87	4WD - Front Drive Shaft.....	LL	1,3	ATV200
	4WD - Rear Drive Shaft.....	LL	4	ATV201
1986	4WD - Front Drive Shaft.....	LL	1,3	ATV202
BIG BEAR 400				
2012-07	4WD - W/ IRS - (Front Drive Shaft).....	LL	1,3	ATV202
	4WD - W/ IRS - (Rear Drive Shaft).....	LL	4,6	ATV202
2006	4WD - Front Drive Shaft.....	LL	1,3	ATV202
	4WD - Rear Drive Shaft.....	LL	4	N/A ⁽¹⁾
BRUIN 250				
2006-05	2WD.....	HH	1	ATV202
BRUIN 350				
2006	2WD.....	HH	1	N/A ⁽¹⁾
	4WD - Rear Drive Shaft.....	HH	1	N/A ⁽¹⁾
GRIZZLY 80				
2008-05	2WD.....	HH	1	ATV203
GRIZZLY 300				
2013-12	2WD.....	HH	1	N/A ⁽¹⁾
GRIZZLY 350				
2014-12	4WD.....	LL	4	ATV202
2011-07	2WD.....	HH	1	ATV202
	4WD - W/ IRS - (Front Drive Shaft).....	LL	1,3	ATV202
Year Listing Continues				

⁽¹⁾ Limited information - Call sales at 815-967-1444 for availability

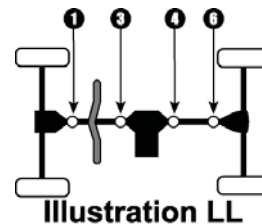
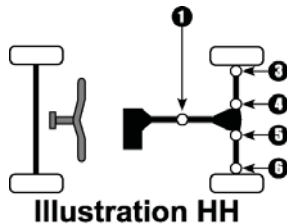
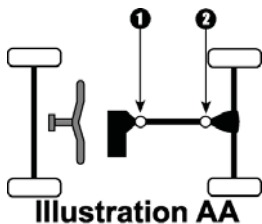


Year/ Model	Make	III.	Location	Standard U-Joint
YAMAHA (cont.)				
GRIZZLY 350 (cont.)				
2011-07	4WD - W/ IRS - (Rear Drive Shaft)	LL	4,6	ATV202
	4WD - W/O IRS	LL	4	ATV202
GRIZZLY 400				
2008-07	4WD - Rear Drive Shaft	LL	4,6	ATV202
GRIZZLY 450				
2014-07	4WD - W/ IRS - (Front Drive Shaft)	LL	1,3	ATV202
	4WD - W/ IRS - (Rear Drive Shaft)	LL	4,6	ATV202
GRIZZLY 600				
1998	4WD - Front Drive Shaft	LL	1,3	ATV200
	4WD - Rear Drive Shaft	LL	4	ATV201
KODIAK 400				
2006-05	4WD - Rear Drive Shaft	LL	4,6	ATV202
2004	4WD - Rear Drive Shaft	HH	1	N/A ⁽¹⁾
1999-98	4WD - Front Drive Shaft	LL	1,3	ATV202
	4WD - Rear Drive Shaft	LL	4	ATV201
1997-93	4WD - Front Drive Shaft	LL	1,3	ATV200
	4WD - Rear Drive Shaft	LL	4	ATV201
KODIAK 450				
2006-03	4WD - Front Drive Shaft	LL	1,3	ATV202
	4WD - Rear Drive Shaft	LL	4,6	ATV202
MOTO-4 225				
1988-86	2WD	AA	1	ATV202
MOTO-4 250				
1991-89	2WD	AA	1	ATV202

⁽¹⁾ Limited information - Call sales at 815-967-1444 for availability

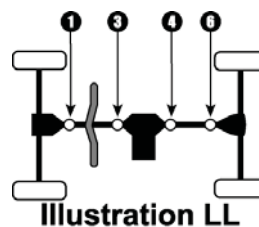
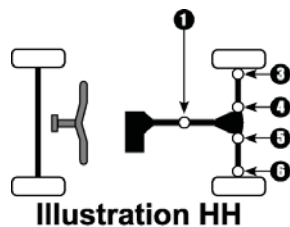


Year/ Model	Make	Ill.	Location	Standard U-Joint
YAMAHA (cont.)				
MOTO-4 350				
1995-90	2WD.....	AA	1	ATV201
RAPTOR 50				
2008-04	2WD.....	HH	1	ATV203
RAPTOR 80				
2008-02	2WD.....	HH	1	ATV203
RHINO 450				
2009-06	4WD - Front Drive Shaft.....	LL	1,3	ATV202
RHINO 660				
2007-04	4WD - Front Drive Shaft.....	LL	1,3	ATV202
RHINO 700				
2013-08	4WD - Front Drive Shaft.....	LL	1,3	ATV202
TIMBERWOLF 250				
2000-99	4WD - Front Drive Shaft.....	LL	1,3	ATV200
	4WD - Rear Drive Shaft.....	LL	4	ATV202
1998-94	2WD.....	AA	1	ATV202
	4WD - Front Drive Shaft.....	LL	1,3	ATV200
	4WD - Rear Drive Shaft.....	LL	4	ATV202
1993-92	2WD.....	AA	1	ATV202
VIKING 700				
2016-14	4WD - Front Drive Shaft.....	LL	1,3	ATV202
WOLVERINE 350				
2009-06	2WD.....	HH	1	ATV202
2005-95	4WD - Front Drive Shaft.....	LL	1,3	ATV202
	4WD - Rear Drive Shaft.....	LL	4	ATV201



Year/ Model	Make		III.	Location	Standard U-Joint
YAMAHA (cont.)					
WOLVERINE 450					
2010-07	4WD - Rear Drive Shaft.		HH	1	ATV202
2006	4WD - Rear Drive Shaft.		HH	1	N/A ⁽¹⁾
WOLVERINE 700					
2016	4WD - Front Drive Shaft.		LL	1,3	ATV202
YXZ 1000					
2017-16	4WD - Front Drive Shaft.		LL	1,3	ATV202

⁽¹⁾ Limited information - Call sales at 815-967-1444 for availability



Suggestions for Measuring Universal Joint Kits

Before measuring a universal joint you should...

Remove it from the shaft

Remove the bearing caps

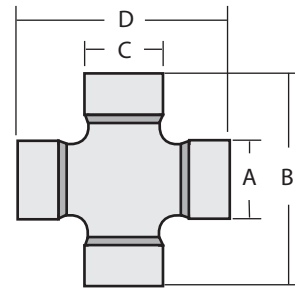
Remove excess grease from the bottom of the bearing caps & trunnion

Remove the seals from the bearing caps or trunnions Note: the seals are removed to allow for an accurate compress measurement.

Measure as follows, permitting yourself a tolerance of .005 at the OAL dimension & .003 at all other dimensions.

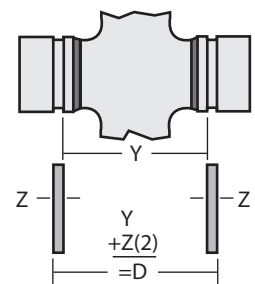
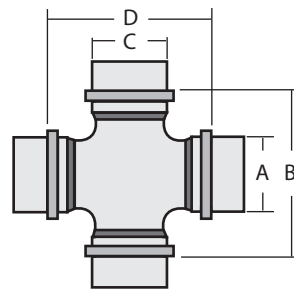
Outside Snap Ring Style

- Measure "B & D" dimension & record
- Measure "A & C" dimension & record
- Does your U-Joint have a lube fitting?
- Where is the lube fitting located? In Cross? In Cap?
- If further identification is necessary, measure the cross dimensions without cups and notify us via e-mail.
- Note: dimensions may vary between manufacturers.

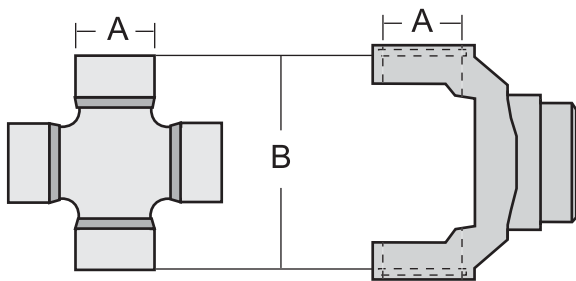


Inside Snap Ring Style

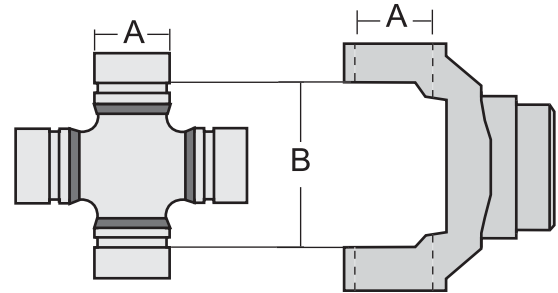
- Measure "B & D" dimension & record. Note: Measurement includes thickness of snap rings. To determine dimension "B & D" the following method is suggested.
- Measure from inner edge of opposite snap ring grooves in bearing caps as illustrated.
- Measure thickness of TWO snap rings. "B & D" dimensions = $Y + Z$
- Measure "A & C" dimension & record
- Does your U-Joint have a lube fitting?
- Where is the lube fitting located? In Cross? In Cap?
- If further identification is necessary, measure the cross dimensions without cups and notify us via e-mail.
- Note: dimensions may vary between manufacturers.



Round Bearing Kits (Sorted by Part Numbers)



Outside Lock-up



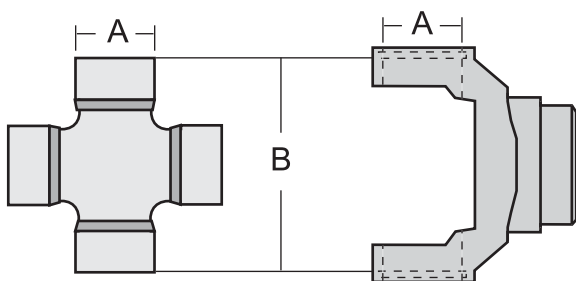
Inside Lock-up

Part Number	Bearing Dia.	Stack-Up Dimension	Cross Dim. Trunion / Span	Lube Options	Snap Ring Thickness	Models Used
ATV200	0.789	1.488 (I)	0.432 / 2.007	B	0.059	YAMAHA
ATV201	0.985	1.730 (I)	0.576 / 2.253	B	0.058	YAMAHA
ATV202	0.789	1.581 (I)	0.432 / 2.007	B	0.058	YAMAHA
ATV203	0.671	1.575 (O)	0.358 / 1.416	D	0.040	YAMAHA
ATV300	0.789	2.166 (O)	0.623 / 1.899	E	0.040	HONDA
ATV400	0.985	1.732 (I)	0.576 / 2.253	B	0.058	SUZUKI
ATV401	0.789	1.284 (I)	0.432 / 1.771	B	0.058	SUZUKI
ATV402	0.789	1.335 (I)	0.432 / 1.771	B	0.058	SUZUKI
ATV403	0.789	1.350 (I)	0.432 / 1.771	B	0.058	SUZUKI
ATV404	0.866	1.425 (I)	0.432 / 1.820	B	0.072	SUZUKI
ATV405	0.789	1.563 (I)	0.432 / 2.007	B	0.057	SUZUKI
ATV406	0.750	1.230 (I)	0.475 / 1.769	B	0.058	SUZUKI
ATV407	0.789	1.430 (I)	0.432 / 1.940	B	0.058	SUZUKI
ATV408	0.750	1.310 (I)	0.475 / 1.769	B	0.058	SUZUKI
ATV500	0.937	1.496 (I)	0.580 / 2.127	B	0.060	POLARIS
ATV501	0.866	2.120 (O)	0.524 / 1.952	C	0.039	POLARIS
ATV502	1.063	1.817 (I)	0.657 / 2.192	B	0.088	POLARIS
ATV503	1.000	2.337 (I)	0.576 / 2.873	A/B	0.094	POLARIS
ATV505	0.866	2.260 (O)	0.524 / 1.952	C	0.039	POLARIS
ATV506	0.839	1.888 (O)	0.537 / 1.689	B	0.038	POLARIS
ATV507	0.940	1.565 (I)	0.551 / 2.035	B	0.064	POLARIS
ATV600	0.985	1.734 (I)	0.576 / 2.253	B	0.058	ARCTIC CAT
ATV601	0.789	1.572 (I)	0.432 / 2.007	B	0.058	ARCTIC CAT
ATV602	0.752	1.811 (O)	0.399 / 1.653	D	0.039	ARCTIC CAT
ATV603	0.985	1.683 (I)	0.576 / 2.253	B	0.059	ARCTIC CAT
ATV700	0.631	1.052 (I)	0.358 / 1.416	D	0.038	KAWASAKI
ATV701	0.789	1.260 (I)	0.432 / 1.771	B	0.058	KAWASAKI
ATV702	0.866	1.351 (I)	0.432 / 1.771	B	0.063	KAWASAKI
ATV703	0.945	1.542 (I)	0.554 / 2.077	B	0.059	KAWASAKI
ATV704	0.985	1.728 (I)	0.576 / 2.253	B	0.058	KAWASAKI
ATV800	0.985	2.550 (O)	0.576 / 2.282	C	0.042	CAN-AM
ATV801	0.867	2.160 (O)	0.525 / 1.969	C	0.041	CAN-AM
ATV802	0.985	2.518 (O)	0.579 / 2.195	C	0.041	CAN-AM
ATV900	0.985	1.693 (I)	0.576 / 2.253	B	0.059	KUBOTA
ATV901	0.789	2.168 (O)	0.432 / 1.940	B	0.052	MINI-TRUCK
ATV902	0.985	1.937 (I)	0.576 / 2.502	B	0.059	KUBOTA
ATV903*	0.789	1.454 (I)	0.432 / 2.008	B	0.059	KUBOTA
ATV904*	0.985	1.968 (I)	0.576 / 2.493	B	0.061	KUBOTA

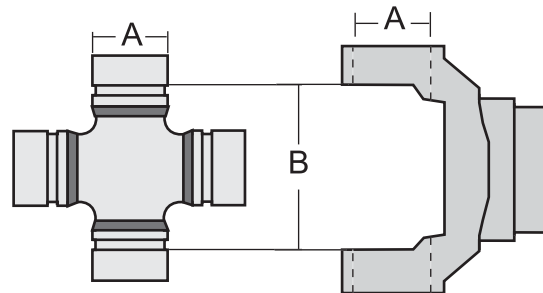
A – 1 LUBE FITTING IN CROSS -STRAIGHT
 B – 1 LUBE FITTING IN BEARING-FLUSH
 C – 1 LUBE FITTING IN CROSS -ANGLED
 D – NO LUBE FITTING
 E – 4 LUBE FITTINGS (EACH CUP)-FLUSH

***NEW ADDITION JAN 2018**

Round Bearing Kits (Sorted by Bearing Diameter)



Outside Lock-up



Inside Lock-up

Part Number	Bearing Dia.	Stack-Up Dimension	Cross Dim. Trunion / Span	Lube Options	Snap Ring Thickness	Models Used
ATV700	0.631	1.052 (I)	0.358 / 1.416	D	0.038	KAWASKI
ATV203	0.671	1.575 (O)	0.358 / 1.416	D	0.040	YAMAHA
ATV406	0.750	1.230 (I)	0.475 / 1.769	B	0.058	SUZUKI
ATV408	0.750	1.310 (I)	0.475 / 1.769	B	0.058	SUZUKI
ATV602	0.752	1.811 (O)	0.399 / 1.653	D	0.039	ARCTIC CAT
ATV701	0.789	1.260 (I)	0.432 / 1.771	B	0.058	KAWASAKI
ATV401	0.789	1.284 (I)	0.432 / 1.771	B	0.058	SUZUKI
ATV402	0.789	1.335 (I)	0.432 / 1.771	B	0.058	SUZUKI
ATV403	0.789	1.350 (I)	0.432 / 1.771	B	0.058	SUZUKI
ATV407	0.789	1.430 (I)	0.432 / 1.940	B	0.058	SUZUKI
ATV903*	0.789	1.454 (I)	0.432 / 2.007	B	0.059	KUBOTA
ATV200	0.789	1.488 (I)	0.432 / 2.007	B	0.059	YAMAHA
ATV405	0.789	1.563 (I)	0.432 / 2.007	B	0.057	SUZUKI
ATV601	0.789	1.572 (I)	0.432 / 2.007	B	0.058	ARCTIC CAT
ATV202	0.789	1.581 (I)	0.432 / 2.007	B	0.058	YAMAHA
ATV300	0.789	2.166 (O)	0.623 / 1.899	E	0.040	HONDA
ATV901	0.789	2.168 (O)	0.432 / 1.940	B	0.052	MINI-TRUCK
ATV506	0.839	1.888 (O)	0.537 / 1.689	B	0.038	POLARIS
ATV702	0.866	1.351 (I)	0.432 / 1.771	B	0.063	KAWASAKI
ATV404	0.866	1.425 (I)	0.432 / 1.820	B	0.072	SUZUKI
ATV501	0.866	2.120 (O)	0.524 / 1.952	C	0.039	POLARIS
ATV505	0.866	2.260 (O)	0.524 / 1.952	C	0.039	POLARIS
ATV801	0.867	2.160 (O)	0.525 / 1.969	C	0.041	CAN-AM
ATV500	0.937	1.496 (I)	0.580 / 2.127	B	0.060	POLARIS
ATV507	0.940	1.565 (I)	0.551 / 2.035	B	0.064	POLARIS
ATV703	0.945	1.542 (I)	0.554 / 2.077	B	0.059	KAWASAKI
ATV603	0.985	1.683 (I)	0.576 / 2.253	B	0.059	ARCTIC CAT
ATV900	0.985	1.693 (I)	0.576 / 2.253	B	0.059	KUBOTA
ATV704	0.985	1.728 (I)	0.576 / 2.253	B	0.058	KAWASAKI
ATV201	0.985	1.730 (I)	0.576 / 2.253	B	0.058	YAMAHA
ATV400	0.985	1.732 (I)	0.576 / 2.253	B	0.058	SUZUKI
ATV600	0.985	1.734 (I)	0.576 / 2.253	B	0.058	ARCTIC CAT
ATV902	0.985	1.937 (I)	0.576 / 2.502	B	0.059	KUBOTA
ATV904*	0.985	1.968 (I)	0.576 / 2.493	B	0.061	KUBOTA
ATV802	0.985	2.518 (O)	0.579 / 2.195	C	0.041	CAN-AM
ATV800	0.985	2.550 (O)	0.576 / 2.282	C	0.042	CAN-AM
ATV503	1.000	2.337 (I)	0.576 / 2.873	A/B	0.094	POLARIS
ATV502	1.063	1.817 (I)	0.657 / 2.192	B	0.088	POLARIS

A – 1 LUBE FITTING IN CROSS -STRAIGHT
 B – 1 LUBE FITTING IN BEARING-FLUSH
 C – 1 LUBE FITTING IN CROSS -ANGLED
 D – NO LUBE FITTING
 E – 4 LUBE FITTINGS (EACH CUP)-FLUSH

***NEW ADDITION JAN 2018**

MANUFACTURER and SUPPLIER OF
DRIVELINE & CONSTANT VELOCITY COMPONENTS
FOR ALL TERRAIN AND UTILITY VEHICLES

1500 11TH AVE ROCKFORD, ILLINOIS 61104
PHONE (815)962-1411 FAX (815)965-4857

MotorMasterPowersports.com
RockfordDriveLine.com